M2RIC

microson



1. Dome or adapter
2. Receiver
3. Receiver socket
4. Microphone
5. Programs push button
6. Battery compartment (Type 13)

DESCRIPTION

According to the M2 family, M2 RIC is a fully digital programmable hearing aid with WDRC processing strategy.
Its 2 channels allows to the hearing care professional an easier fitting process with high reliability.

Intended use: Cover mixed and sensorineural from moderate to severe hearing losses.[1]

Features

√ Matrix 123/66 @ 2cc M2 RIC (Receiver P)
√ Matrix 120/55 @ 2cc M2 RIC (Receiver M)
√ Matrix 108/46 @ 2cc M2 RIC (Receiver S)
√ 100% Digital Technology
√ Digital Programmable
√ 2 Independent Channels WDRC
√ 11 Bands
√ 4 Memories
√ Automatic Feedback Canceller
√ Microphone Noise Reduction
√ Low Battery Indicator
√ Memory Change Indicator
√ Suitable for mobile phones*
√ Battery 13 Type - PR48 (EN 60086)

Requirements

√ Programming cable Right. Ref. 53781
√ Programming cable Left. Ref. 53832
√ Flex adapter 13 Battery (2pcs) Ref. 79345
√ HIPRO[A] Programmer Ref. 73194 or NOAHLINK[B] Programmer Ref. 66183
√ CODA e-STUDIO 5.4.0 M 00 o higher

⚠ **NOTE:**
Insert Battery Type 13- PR 48 Adapter for programming (Ref. 79345)

Fitting Range[1]

M2 RIC (Receiver P)

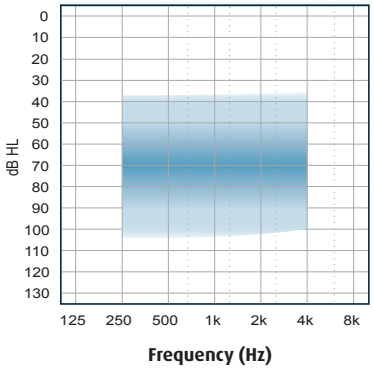

M2 RIC (Receiver M)

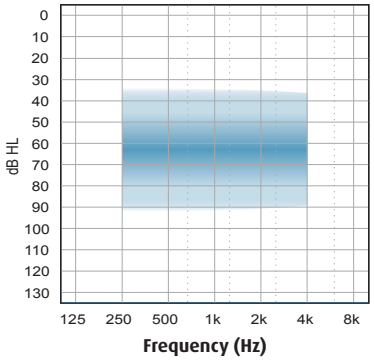

M2 RIC (Receiver S)

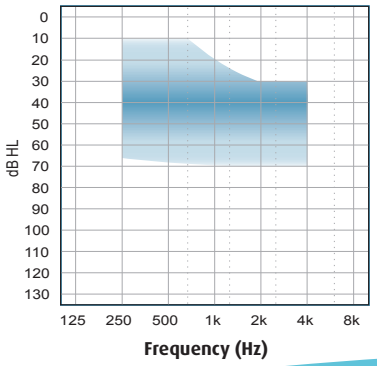

Product Data

Measurements performed using a UPL 66 (Rohde & Schwarz) Id 23564 test unit on May 2012 and are subject to changes without prior notice.

*In Compliance with IEC 60118-13:2011
(A)HI-PRO USB is a registered trademark of GN Otometrics A/S in Denmark.
(B)NOAH & NOAHLINK are licensed products and registered trademarks of HIMSA A/S in Denmark.

MICROSON S.A. Pere IV,160 08005 BARCELONA (Spain) TEL. +34 93 300 58 00 FAX:+34 93 485 70 99 **www.microson.es**

CE 0197

F-05.009 Rev.C Issue Date 12/06/2012 DS16171E Rev.1 18/04/2013

M2RIC

microson

FOG / OSPL90 @ EN 60118-7:2005

M2 RIC (Receiver P)

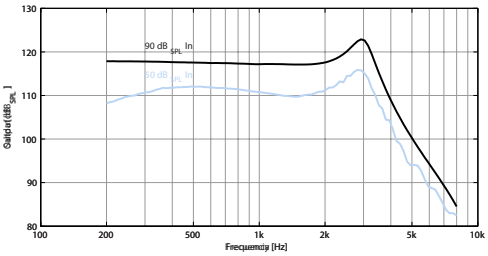

M2 RIC (Receiver M)

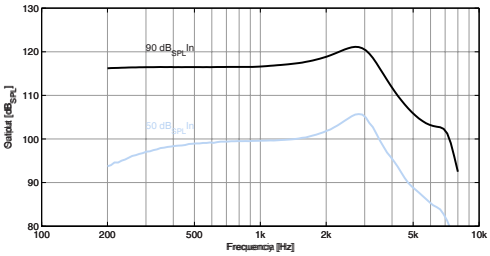

M2 RIC (Receiver S)

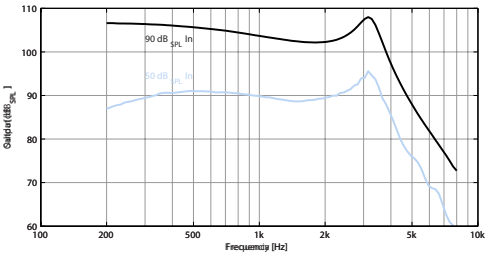

FOG / OSPL90 @ EN 60118-0:1993/A1:1994

M2 RICC (Receiver P)

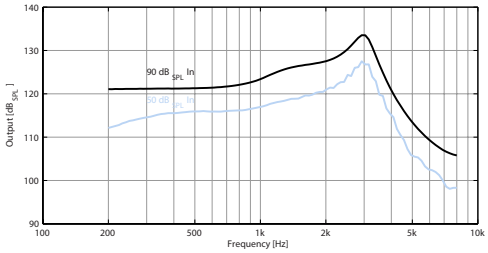

M2 RIC (Receiver M)

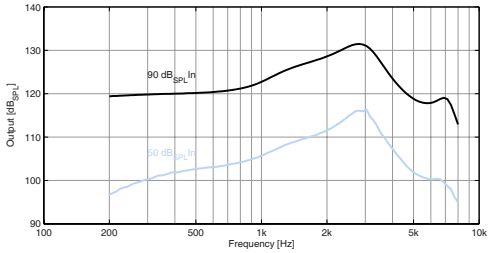

M2 RIC (Receiver S)

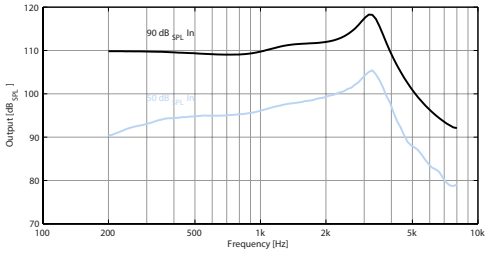

FREQUENCY RESPONSE @ RTG @ AER @ EN 60118-7:2005

M2 RIC (Receiver P)

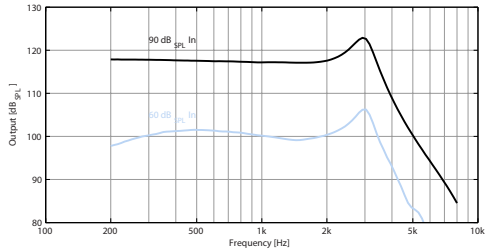

M2 RICC (Receiver M)

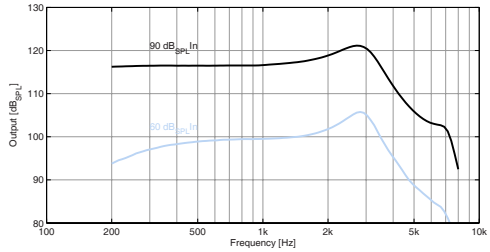

M2 RIC (Receiver S)

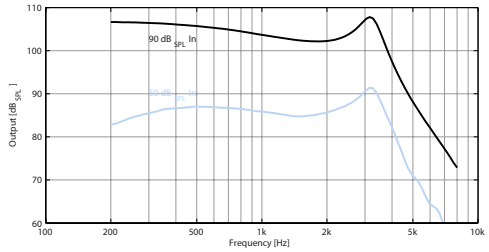

FREQUENCY RESPONSE @ RTG @ EN 60118-0:1993/A1:1994

M2 RIC (Receiver P)

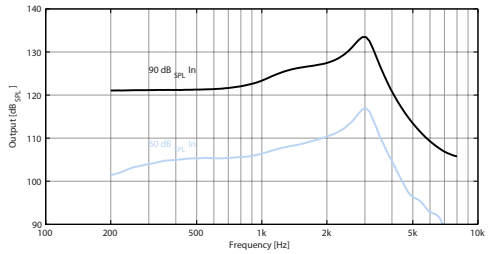

M2 RIC (Receiver M)

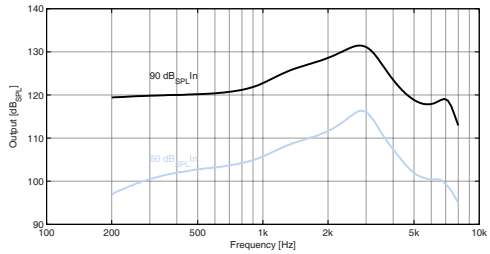

M2 RIC (Receiver S)

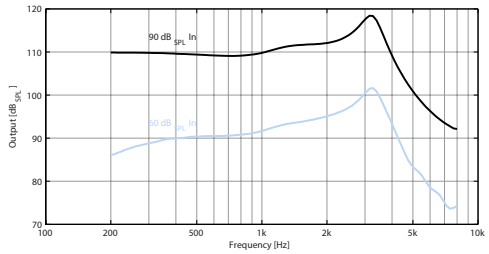

INPUT-OUTPUT @ RTG @ EN 60118-7:2005

M2 RIC (Receiver P)

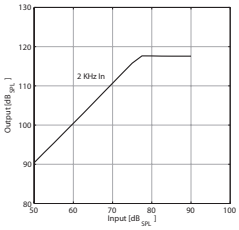

M2 RIC (Receiver M)

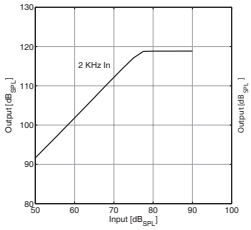

M2 RIC (Receiver S)

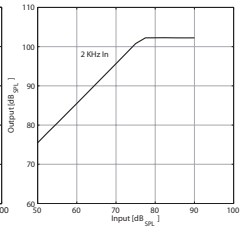

INPUT-OUTPUT @ RTG @ EN 60118-0:1993/A1:1994

M2 RIC (Receiver P)

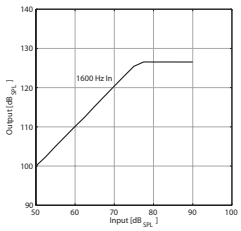

M2 RIC (Receiver M)

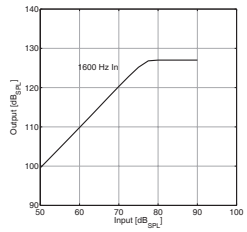

M2 RIC (Receiver S)

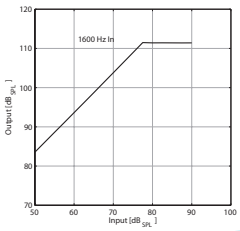

Product Data

Measurements performed using a UPL 66 (Rohde & Schwarz) Id 23564 test unit on May 2012 and are subject to changes without prior notice.

MICROSON S.A. Pere IV,160 08005 BARCELONA (Spain) TEL. +34 93 300 58 00 FAX:+34 93 485 70 99 **www.microson.es**

CE 0197

F-05.009 Rev.C Issue Date 12/06/2012 DS16171E Rev.1 18/04/2013

lead-free RoHS 2002/95/EC

	Acoustic Data	IEC 60118-7:2005 RECEIVER			IEC 118-0:1983/ A1:1994 RECEIVER		
		P	M	S	P	M	S
OUTPUT	OSPL[2] 90 Peak	123	120	108	133	131	118
	OSPL 90 Peak Frequency	2900	2800	3200	3000	2900	3300
	HFA[3] / RTF[4] OSPL 90	118	118	103	127	127	112
GAIN	HFA / RTF Full-On-Gain (dB)	61	51	40	69	60	48
	Full-On-Gain Peak (dB)	66	55	46	77	66	56
	FOG Peak Frequency (Hz)	2900	2900	3200	3000	3000	3300
	Reference Test Gain (dB)	41	41	26	49	50	34
NOISE	Equivalent Input Noise (dB_{SPL})	14	16	17	17	24	19
AGC[5]	Attack Time (ms)	1	1	1	2	1	1
	Release Time(ms)	13	15	15	8	4	4
TELECOIL	ETLS[6] @ 31,6 mA/m	N/A	N/A	N/A	N/A	N/A	N/A
	HFA-MASL[7] @ 1 mA/m	N/A	N/A	N/A	N/A	N/A	N/A
	500 Hz @ 100 mA / m (%)	N/A	N/A	N/A	N/A	N/A	N/A
	800 Hz @ 100 mA / m (%)	N/A	N/A	N/A	N/A	N/A	N/A
	1600 Hz @ 100 mA / m (%)	N/A	N/A	N/A	N/A	N/A	N/A
DISTORTION	500 Hz @ 70 dB_{SPL} (%)	0,4	1,2	0,3	0,6	1,7	0,4
	800 Hz @ 70 dB_{SPL} (%)	0,6	1,7	0,2	1,0	3,0	0,4
	1600 Hz @ 65 / 70 dB_{SPL} (%)	0,9	0,9	0,3	1,5	2,0	0,4
CONSUMPTION	Current Drain (mA)	1,01	1,21	0,68	0,82	0,95	0,70
FREQUENCY LIMITS	$f1$ (Hz)	< 200	<200	< 200	N/A	N/A	N/A
	$f2$ (Hz)	5500	7000	5700	N/A	N/A	N/A
IRIL[8] (Bystander compatibility)	800 - 960 MHz (dBSPL)	<13	<2	<7	<13	<2	<7
	1400 - 2000 MHz (dBSPL)	<13	<2	<7	<13	<2	<7
	Power Source: 1.3V Battery Simulator	IEC 60318-5:2006			IEC 60318-4:2010		

[2]OSPL: Output Sound Preassure Level
[3]HFA: High Frequency Average
[4]RTF: Reference Test Frequency
[5]AGC: Automatic Gain Control
[6]ETLS: Equivalent Test Loop Sensitivity
[7]MASL: Magneto Acoustical Sensitivity Level
[8]Input-Related Interference Level

Product Data

m2 RIC Receiveres

Receiver S

83457 Receiver Tube RIC S-45dB nº 0 R
83475 Receiver Tube RIC S-45dB nº0 L
83456 Receiver Tube RIC S-45dB nº1 R
83476 Receiver Tube RIC S-45dB nº1 L
83454 Receiver Tube RIC S-45dB nº2 R
83477 Receiver Tube RIC S-45dB nº2 L
83460 Receiver Tube RIC S-45dB nº3 R
83478 Receiver Tube RIC S-45dB nº3 L

Receiver M

86745 Receiver Tube RIC M(v2)-55dB nº0 R
86744 Receiver Tube RIC M(v2)-55dB nº0 L
86747 Receiver Tube RIC M(v2)-55dB nº1 R
86746 Receiver Tube RIC M(v2)-55dB nº1 L
86749 Receiver Tube RIC M(v2)-55dB nº2 R
86748 Receiver Tube RIC M(v2)-55dB nº2 L
86751 Receiver Tube RIC M(v2)-55dB nº3 R
86750 Receiver Tube RIC M(v2)-55dB nº3 L

Receiver P

83465 Receiver Tube RIC P-65dB nº0 R
83471 Receiver Tube RIC P-65dB nº0 L
83466 Receiver Tube RIC P-65dB nº1 R
83472 Receiver Tube RIC P-65dB nº1 L
83458 Receiver Tube RIC P-65dB nº2 R
83473 Receiver Tube RIC P-65dB nº2 L
83459 Receiver Tube RIC P-65dB nº3 R
83474 Receiver Tube RIC P-65dB nº3 L

Measurements performed using a UPL 66 (Rohde & Schwarz) Id 23564 test unit on May 2012 and are subject to changes without prior notice.

MICROSON S.A. Pere IV,160 08005 BARCELONA (Spain) TEL. +34 93 300 58 00 FAX:+34 93 485 70 99 **www.microson.es**

F-05.009 Rev.C Issue Date 12/06/2012 DS16171E Rev.1 18/04/2013

Dome Adapters (6 Pcs Packs)

Reference	Description	Type	Model
84627	Adaptader RIC	Double closed 10-12mm Grid filter	
84628	Adaptader RIC	Double closed 8-10mm Grid filter	
84640	Adaptader RIC	Open 10mm Grid	
84641	Adaptader RIC	Open 4mm Grid	
84642	Adaptader RIC	Open 8mm Grid	
84643	Adaptader RIC	closed 10mm Grid	
84644	Adaptader RIC	closed 6mm Grid	
84645	Adaptader RIC	closed 8mm Grid	

84647 Measuring Gauge

84787 Check Receiver Template Card

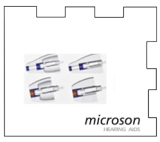

HEARING INSTRUMENT CLASSIFICATION IN COMPLIANCE WITH EN 60601-1 STANDARD
Medical Device Clasification

Protection against electric shock	MEDICAL DEVICE WITH INTERNAL ELECTRICAL POWER SOURCE
	BF Type Applied Part
	This symbol indicates that the products described in these user instructions adhere to the requirements for an application part of Type B of EN 60601-1.The surface of the hearing aid is specified as an applied part of Type B.
Working Method	CONTINUED WORKING

Power Supply Electrical Features

	M2 RIC		
	RECEIVER S	RECEIVER M	RECEIVER P
Nominal Operating Voltage	1.4 V		
Current Type	Direct current DC		
Nominal Current Leakage	0.70 mA	0.88 mA	0.82 mA
Battery Nomenclature (EN 60086)	PR48		

PRODUCT	REFERENCE	MODEL	GTIN-13
M2 RIC	86637	MICROSON M2 RIC BEIGE	8435281309559
	86638	MICROSON M2 RIC ARTICGREY	8435281309566
	86909	MICROSON M2 RIC DOLPHINGREY	8435281309658
	88479	MICROSON M2 RIC BLACK	8435281310258

GMDN: 47169

Product Data

Measurements performed using a UPL 66 (Rohde & Schwarz) Id 23564 test unit on May 2012 and are subject to changes without prior notice.

MICROSON S.A. Pere IV,160 08005 BARCELONA (Spain) TEL. +34 93 300 58 00 FAX:+34 93 485 70 99 **www.microson.es**

F-05.009 Rev.C Issue Date 12/06/2012 DS16171E Rev.1 18/04/2013