

DESCRIPTION

In-the-canal air-conduction hearing aid (ITC), with 8 WDRC channels, Battery 312, programmable through fitting software, WDRC processing strategy.

INTENDED USE

The MICROSON M4 ITC P hearing instrument is indicated to compensate mild to severe hearing loss (mixed or sensorineural). It is not suitable for children or mentally disabled people.

See Fitting Range⁽¹⁾

Features

- √ Matrix 120/51 @ 2cc
- √ 100% Digital Technology
- √ Digitally Programmable
- √ 8 Independent WDRC Channels² **New!**
- √ 4 Memories
- √ 23 Band Equalizer
- √ Automatic Environment Detection (iSD)
- √ Automatic Feedback Canceller (OPTIMIZER)
- √ Automatic Noise Reduction Improved up to 9 dB_{SPL}
- √ Data Logging
- √ Programmable Power on Delay
- √ Memory change indicator
- √ Low Battery Indicator
- √ Battery Type 312 - PR41 (IEC 60086)
- √ Suitable for mobile phones³

Options

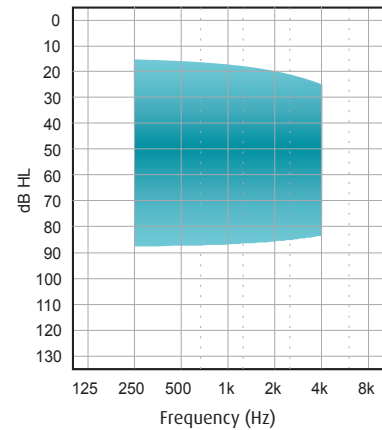
- √ Volume Control
- √ Telecoil
- √ Auto-telephone

Requirements

- 86900, Fitting Software Microson CODA e-STUDIO 6 (6.5.2 or higher)
- 53781, 4 Pin Hi-Pro Cable Right
- 53832, 4 Pin Hi-Pro Cable Left
- 83968, 3 Pin Flex Cable
- 66183, NOAHLINK^A Programming Interface (Kernel v. 1.55.03)
- 73194, HI-PRO^B USB Hearing Instrument Programmer (Firmware 3.00 or higher)
- 88616, HI-PRO^{B2} Hearing Instrument Programmer (Firmware 4.00 or higher)

⚠ ATTENTION:
Requires Battery 312 for programming

(1) Fitting Range



Product Data

Measurements performed using a UPL 66 Audio Analyser (Rohde & Schwarz) Id 23564 test unit on March 2015 and are subject to changes without prior notice.

² Upgrading from 4 to 8 channels with Fitting Software Microson CODA e-STUDIO 6 (6.5.2 or higher) available for Rev.B products acquired since 2015/03/17.

³ In compliance with IEC 60118-13:2011.

^(A) NOAH & NOAHLINK are licensed products and registered trademarks of HIMSA A/S in Denmark.

^(B) HI-PRO is a registered trademark of GN Otometrics A/S in Denmark.

	Acoustic Data	IEC	IEC
		60118-7:2005	60118-0:1993/ A1:1994
OUTPUT	OSPL ¹ 90 Peak (dB _{SPL})	120	130
	OSPL90 Peak Frequency (Hz)	3100	3200
	HFA ² -OSPL90 / RTF ³ -OSPL90 (dB _{SPL})	114	121
GAIN	HFA-FOG ⁴ (dB)	41	48
	RTF-FOG (dB)	41	47
	FOG (dB)	51	60
	FOG Frequency (Hz)	3100	3100
	RTG ⁵ (dB)	41	48
	NOISE	Equivalent Input Noise (dB _{SPL})	14
AGC ⁶	Attack Time (ms)	6	11
	Release Time(ms)	48	17
TELECOIL	HFA-SPLI ⁷ / RTF-SPLI	98	105
	HFA-FOG-MASL ⁸ / RTF-FOG-MASL @ 1 mA/m	68	75
	500 Hz @ 100 mA/m (THD %)	0.9	1.9
	800 Hz @ 100 mA/m (THD %)	1.7	1.9
	1600 Hz @ 100 mA/m (THD %)	3.6	2.2
DISTORTION	500 Hz @ 70 dB _{SPL} (THD %)	1.5	2.2
	800 Hz @ 70 dB _{SPL} (THD %)	1.3	2.2
	1600 Hz @ 65 / 70 dB _{SPL} (THD %)	0.3	0.6
CONSUMPTION	Current Drain (mA)	0.76	0.57
FREQUENCY LIMITS	f ₁ (Hz)	<100	100*
	f ₂ (Hz)	7300	7700*
Power Source: 1.3V Battery Simulator		EN 60318-5:2006	EN 60318-4:2010

¹OSPL: Output Sound Pressure Level

²HFA: High Frequency Average

³RTF: Reference Test Frequency (1600 Hz)

⁴FOG: Full On Gain

⁵RTG: Reference Test Gain

⁶AGC: Automatic Gain Control

⁷SPLI: Sound Pressure Level Inductive

⁸MASL: Magneto Acoustical Sensitivity Level

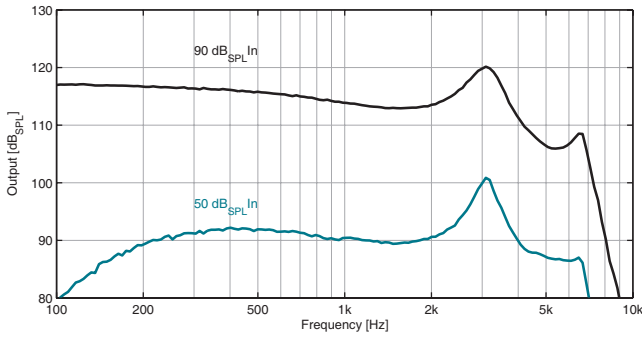
* According to DIN 45605 standard

Compression Features

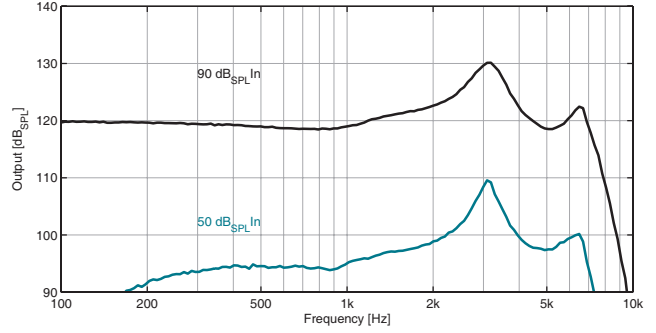
	Type	Fast Attack Time	Slow Attack Time	Fast Release Time	Slow Release Time
AGC-1 CHANNELS FROM 1 TO 4	Speech	4	32	32	64
	Noise	4	32	512	8192
AGC-1 CHANNELS FROM 5 TO 8	Speech	4	16	32	64
	Noise	4	32	512	8192
OUTPUT LIMITER	AGC-0	-	4	-	32
MICROPHONE NOISE SUPPRESSOR	Expansor	128		4	

All measures in milliseconds

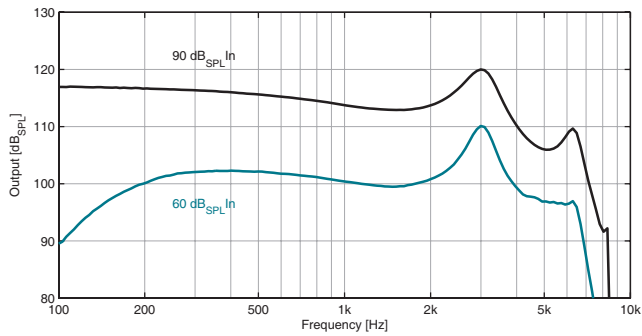
OSPL90 / OSPL50 @ FOG @ IEC 60118-7:2005



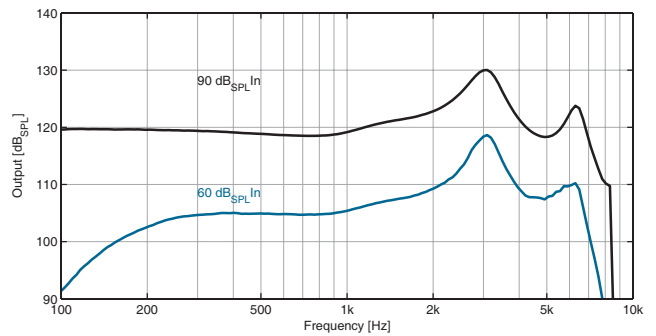
OSPL90 / OSPL50 @ FOG @ IEC 60118-0:1983/A1:1994



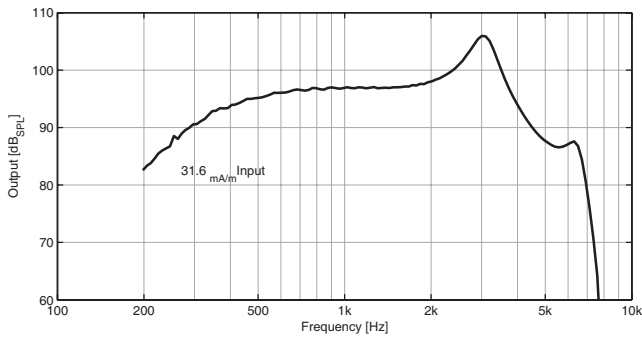
FREQUENCY RESPONSE @ RTS @ IEC 60118-7:2005



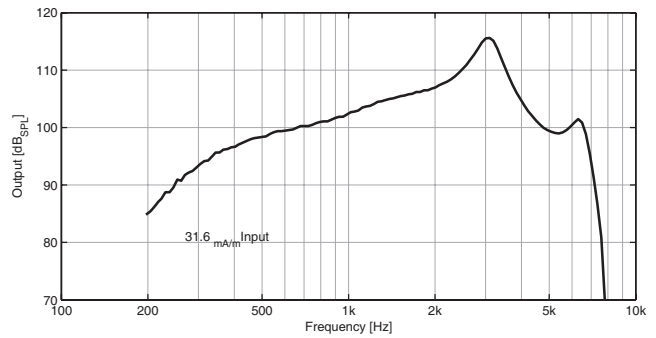
FREQUENCY RESPONSE @ RTS @ IEC 60118-0:1983/A1:1994



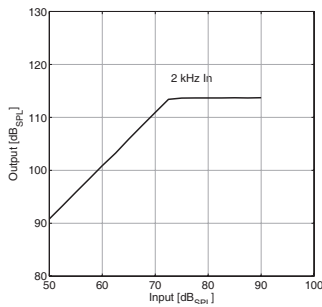
TELECOIL SENSITIVITY @ RTS @ IEC 60118-7:2005



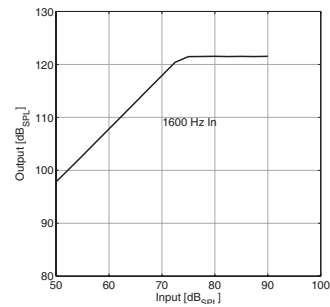
TELECOIL SENSITIVITY @ AER @ IEC 60118-0:1983/A1:1994



INPUT-OUTPUT @ RTS @ IEC 60118-7:2005



INPUT-OUTPUT @ RTS @ IEC 60118-0:1983/A1:1994



Measurements performed using a UPL 66 Audio Analyser (Rohde & Schwarz) Id 23564 test unit on March 2015 and are subject to changes without prior notice.

Accessories & Spare Parts PROFESSIONAL (Adapter)


- 63849, Red HF3 pack filters + dispenser (15 pcs)
- 63850, Blue HF3 pack filters + dispenser (15 pcs)
- 75266, Battery Door ITC L (5PCS)
- 75267, Battery Door ITC R (5PCS)
- 76934, Auto-telephone kit
- 94582, 6 Pack of Microson 312 hearing aid batteries M/Free (PR41)

Accessories & Spare Parts for end user

- 63849, Red HF3 pack filters + dispenser (15 pcs)
- 63850, Blue HF3 pack filters + dispenser (15 pcs)
- 76023, User's manual m4 ITE LP2*
- 76934, Auto-telephone kit
- 94582, 6 Pack of Microson 312 hearing aid batteries M/Free (PR41)
- 88192, Microson Microbox case

HEARING INSTRUMENT CLASSIFICATION IN COMPLIANCE WITH IEC 60601-1 STANDARD

Medical Device Classification

Protection against electric shock	MEDICAL DEVICE WITH INTERNAL ELECTRICAL POWER SOURCE
	B Type Applied Part
	 This symbol indicates that this product adheres to the requirements established for an application component of type B in accordance with IEC 60601-2-66. The surface of the hearing aid is classified as an application component of type B.
Working Method	CONTINUED WORKING

Environmental Conditions

	Temperature Min.(°C)	Temperature Max.(°C)	Relative Humidity Min. (%)	Relative Humidity Max. (%)
Recommended usage and storage	0	40	10	95

Power Supply Electrical Features

	M4 ITC P
Nominal Operating Voltage	1.4 V
Current Type	Direct current DC
Nominal Current Leakage	0.57 mA
Battery Nomenclature (IEC 60086)	PR41

PRODUCT	REFERENCE	MODEL	GTIN-13
m4 ITC P	66739	FP m4 ITC P L	8435281303052
	66738	FP m4 ITC P R	8435281311798

GMDN Code: 41209

*ES / Spanish, EN / English, IT / Italiano, PT / Portuguese, FR / French.

Product Data