

- ① Microphone
- ② Ergonomic Earhook
- ③ Volume Control
- ④ Programming Connector
- ⑤ Program Push Button
- ⑥ Safety Lock Battery Door
- ⑦ Battery Door (Type 675)
- ⑧ Trimmers

## Description

Behind-The-Ear air conduction digital hearing aid (BTE), Battery 675, programmable through fitting software or trimmers<sup>(1)</sup>.

## Intended Use

The MICROSON m-34 DIGITAL II SP hearing aids are indicated to compensate from severe to profound hearing loss (transmissive, mixed or sensorineural). Its use is not intended for children or people with mental disabilities. See Fitting Range <sup>(2)</sup>

## Features

- ✓ Matrix 139/77 @ 2cc
- ✓ 100% Digital Technology
- ✓ Digitally Programmable or Trimmer-controlled<sup>(1)</sup>
- ✓ Real Time Analysis
- ✓ 4 Independent WDRC Channels
- ✓ 10 Bands Equalizer
- ✓ 4 Memories
- ✓ Automatic Feedback Canceller
- ✓ Microphone Noise Reduction
- ✓ Volume Control
- ✓ Telecoil
- ✓ Battery Door Lock
- ✓ Low Battery Indicator
- ✓ Memory Change Indicator
- ✓ Nanoproof Coating<sup>(3)</sup>
- ✓ Degree of Protection IP57 (IEC 60529)
- ✓ Suitable for Mobile Phones<sup>(4)</sup>
- ✓ Battery 675 Type PR44 (IEC 60086)

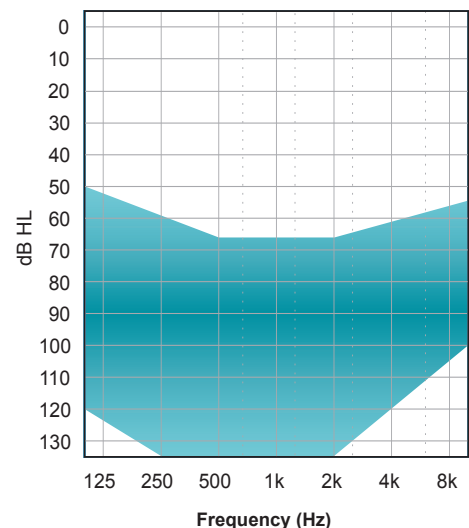
## Requirements

- 89600, Fitting Software Microson CODA e-STUDIO 6 (6.8.0 or higher)
- 53781, CS63 Hi-Pro Cable Right
- 53832, CS63 Hi-Pro Cable Left
- 73194, HI-PRO<sup>A</sup> USB Programmer (Firmware 3.00 or higher)
- 88616, HI-PRO<sup>A</sup> 2 Programmer (Firmware 4.00 or higher)
- 66183, NOAHLINK<sup>B</sup> Programmer (Kernel v. 1.55.03)

**NOTE:**  
Insert battery type 675 (PR44) for programming

(1) Trimmers  
NH: Low Cut Filter.  
NL: High Cut Filter.  
PC: Maximum Output Power.

<sup>(2)</sup> Fitting Range



Product Data

(3) Nanometric Coating protection against intrusion of particles

(4) In compliance with IEC 60118-13:2011

(A) HI-PRO is a registered trademark of GN Otometrics A/S in Denmark.

(B) NOAH & NOAHLINK are licensed products and registered trademarks of HIMSA A/S in Denmark.

	Acoustic Data	IEC 60118-7:2005 IEC 60118-0:2015	IEC 60118-0:1983/ A1:1994
OUTPUT	OSPL <sup>1</sup> 90 Peak (dB <sub>SPL</sub> )	139	142
	OSPL90 Peak Frequency (Hz)	1100	1100
	HFA <sup>2</sup> -OSPL90 / RTF <sup>3</sup> -OSPL90 (dB <sub>SPL</sub> )	133	139
GAIN	HFA-FOG <sup>4</sup> (dB)	67	74
	RTF-FOG (dB)	67	74
	FOG (dB)	77	80
	FOG Frequency (Hz)	1100	1100
	RTG <sup>5</sup> (dB)	54	64
NOISE	Equivalent Input Noise (dB <sub>SPL</sub> )	23	13
AGC <sup>6</sup>	Attack Time (ms)	1	1
	Release Time (ms)	10	5
TELECOIL	HFA-SPLI <sup>7</sup> / RTF-SPLI (dB <sub>SPL</sub> )	101	112
	HFA-FOG-MASL <sup>8</sup> / RTF-FOG-MASL @ 1 mA/m (dB <sub>SPL</sub> )	84	91
	500 Hz @ 100 mA / m (% THD)	3.2	3.4
	800 Hz @ 100 mA / m (% THD)	0.6	1.3
	1600 Hz @ 100 mA / m (% THD)	0.9	1.4
DISTORTION	500 Hz @ 70 dB <sub>SPL</sub> (% THD)	2.4	4.1
	800 Hz @ 70 dB <sub>SPL</sub> (% THD)	0.7	1.5
	1600 Hz @ 65 / 70 dB <sub>SPL</sub> (% THD)	0.4	0.7
CONSUMPTION	Current Drain (mA)	1.23	0.84
FREQUENCY LIMITS	f <sub>1</sub> (Hz)	<100	<100*
	f <sub>2</sub> (Hz)	4800	4800*
Power Source: 1.3 V Battery Simulator		IEC 60318-5:2006	IEC 60318-4:2010

<sup>1</sup>OSPL= Output Sound Pressure Level

<sup>2</sup>HFA= High Frequency Average

<sup>3</sup>RTF= Reference Test Frequency (1600 Hz)

<sup>4</sup>FOG= Full On Gain

<sup>5</sup>RTG= Reference Test Gain

<sup>6</sup>AGC= Automatic Gain Control

<sup>7</sup>SPLI= Sound Pressure Level Inductive

<sup>8</sup>MASL= Magneto Acoustical Sensitivity Level

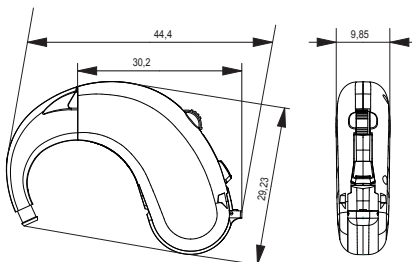
\*According to DIN 45605 standard

## ⚠ WARNING!

This hearing aid can generate sound output levels in excess of 132 dB<sub>SPL</sub> (IEC 60318-4 Coupler).

The hearing care specialist should be specially careful fitting the instrument as there may be risk of impairing the remaining hearing of the hearing instrument user.

## Weight & Dimensions



Weight excluding battery: 4.76 gr

Weight including battery: 5.56 gr

Dimensions in millimetres (mm)

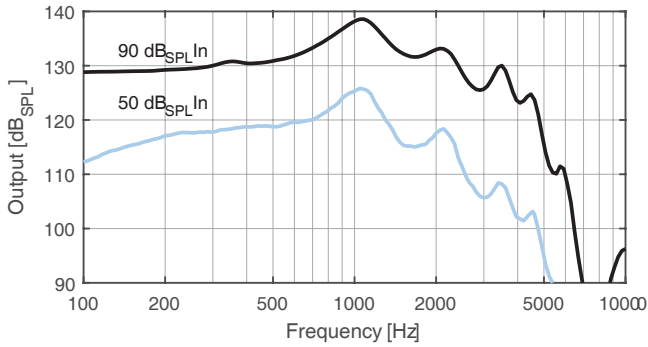
DS-0018-009-EN  
Rev.A 2018-09-19

# m-34 Digital II SP

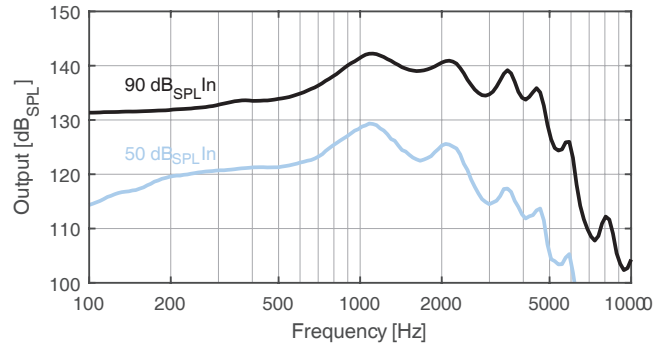
2 of 5

Measurements performed using a UPL 66 (Rohde & Schwarz) Id 23564 & Id 23564 test unit on July 2018 and are subject to changes without prior notice.

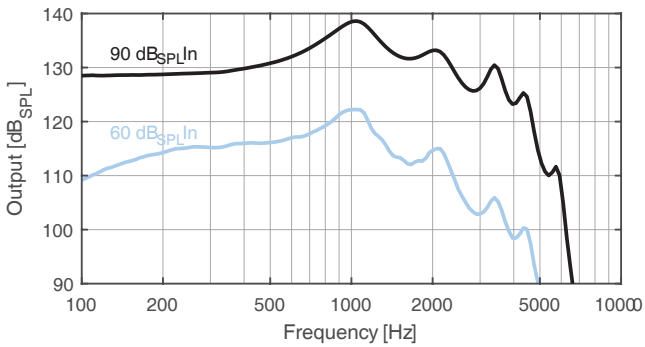
OSPL90 / OSPL50 @ FOG @ IEC 60118-7:2005 / IEC 60118-0:2015



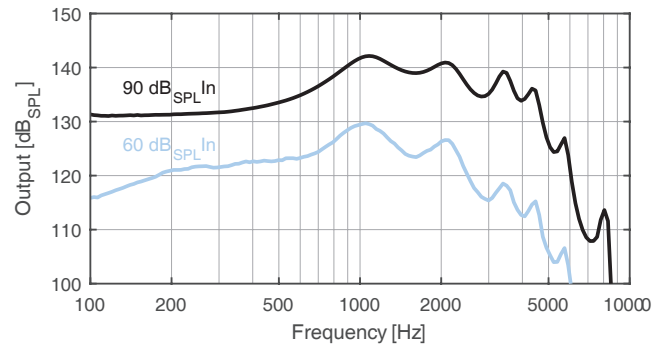
OSPL90 / OSPL50 @ FOG @ IEC 60118-0:1983/A1:1994



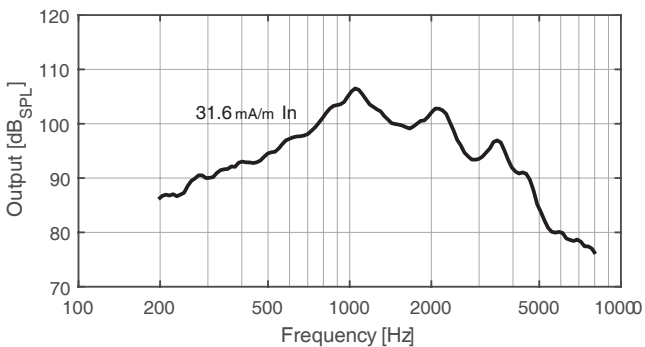
FREQUENCY RESPONSE @ RTS @ IEC 60118-7:2005 / IEC 60118-0:2015



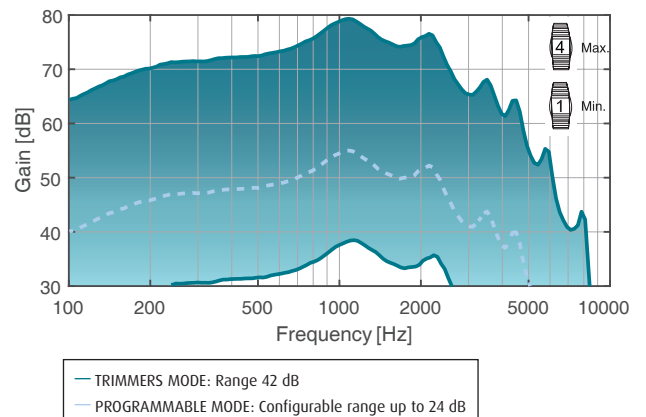
FREQUENCY RESPONSE @ RTS @ IEC 60118-0:1983/A1:1994



INDUCTION COIL SENSITIVITY @ RTS @ IEC 60118-7:2005 / IEC 60118-0:2015



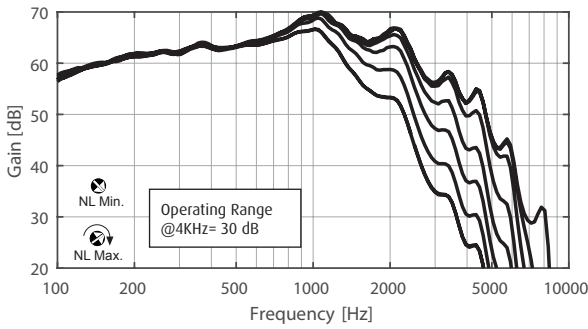
FREQUENCY RESP. @ VOL. CTRL. @ IEC 60118-0: 1983/A1:1994



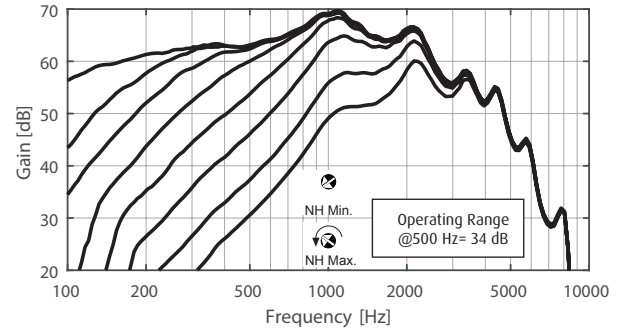
Product Data

Measurements performed using a UPL 66 (Rohde & Schwarz) Id 23564 & Id 23564 test unit on July 2018 and are subject to changes without prior notice.

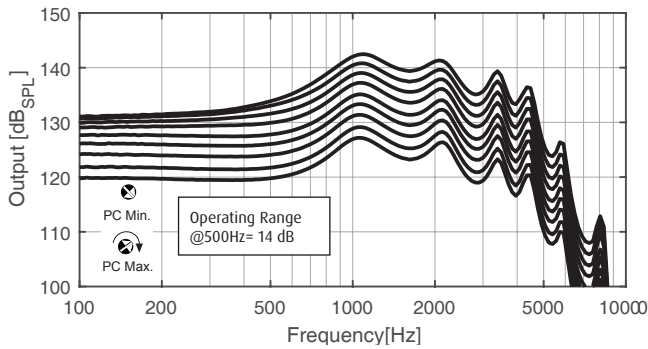
FREQUENCY RESPONSE @ NL CTRL. @ IEC 60118-0:1983/A1:1994



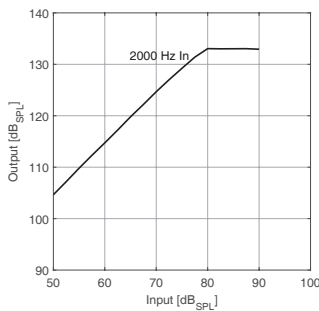
FREQUENCY RESPONSE @ NH CTRL. @ IEC 60118-0:1983/A1:1994



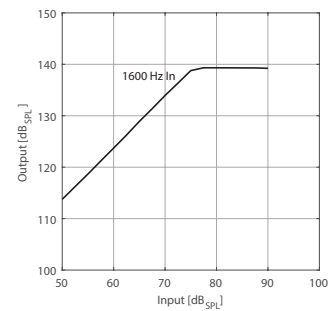
FREQUENCY RESPONSE @ PC CTRL. @ IEC 60118-0:1993/A1:1994



INPUT-OUTPUT @ RTS @ IEC 60118-7:2005 / IEC 60118-0:2015



INPUT-OUTPUT @ RTS @ IEC 60118-0:1983/A1:1994



## Accessories & Spare Parts for Professionals

- 102534 Side Identifier Label (L/R) (5 pcs)
- 91118 Brush Cleaner
- 94581 Microson 675 hearing aid batteries M/Free
- 99535 Microson Microbox ONE case
- 77013 Windscreen m4 BTE (10 pcs)
- 79430 Windscreen BTE Dolphin grey (10 pcs)
- 82619 Microson Screwdriver
- 83248 Volume Control Protector Front BTE (10 pcs)

## Accessories & Spare Parts for end user

- 91118 Brush Cleaner
- 94581 Microson 675 hearing aid batteries M/Free
- 99535 Microson Microbox ONE case
- 99467 Microson Wipe


## Accompanying Documentation

- 103800 User's Manual Microson SP BTE

Measurements performed using a UPL 66 (Rohde & Schwarz) Id 23564 & Id 23564 test unit on July 2018 and are subject to changes without prior notice.

## HEARING INSTRUMENT CLASSIFICATION IN COMPLIANCE WITH EN 60601-1 STANDARD




### Medical Device Classification

Protection against electric shock	MEDICAL DEVICE WITH INTERNAL ELECTRICAL POWER SOURCE
	B Type Applied Part
	 This symbol indicates that the products described in these user instructions adhere to the requirements for an application part of Type B of IEC 60601-2-66. The surface of the hearing aid is specified as an applied part of Type B.
Working Method	CONTINUED WORKING

### Power Supply Electrical Features

Nominal Operating Voltage	1.4 V
Current Type	Direct current DC
Nominal Current Leakage	0.84 mA
Battery Nomenclature (EN 60086)	PR44

### Environmental conditions

		Operation		Storage / Transport	
		Min.	Max.	Min.	Max.
	Temperature [T (°C)]	0	40	-20	60
	Relative humidity [RH (%)]	10	95	10	95
	Atmospheric pressure [P (hPa)]	500*	1100*	500*	1100*

\*Avoid rapid pressure changes

REFERENCE	MODEL	GTIN-13
102008	MICROSON m-34 Digital II BTE SP Beige	8435281313563
102009	MICROSON m-34 Digital II BTE SP Dolphin Grey	8435281313570

GMDN Code: 34671