

Amplex 800 PRO BTE HP

microson



1. Ergonomic Earhook
2. Front Microphone
3. Rear Microphone
4. Program Push Button
5. Programming Connector
6. Volume Control
7. Battery Door (Type 13)

Description

Behind-The-Ear air conduction digital hearing aid (BTE), Battery 13, programmable through fitting software, WDRC strategy.

Intended Use

The MICROSON Amplex 800 Pro BTE HP hearing aids are indicated to compensate from moderate to profound hearing loss (transmissive, mixed or sensorineural). Its use is not intended for children or people with mental disabilities.

See Fitting Range ⁽¹⁾

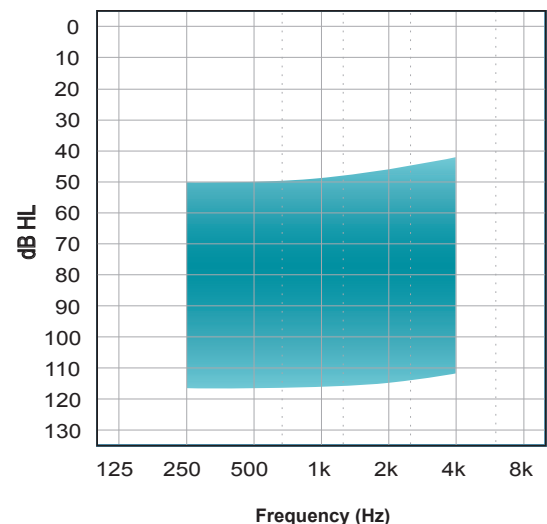
Features

- ✓ Matrix 138/70 @ 2cc
- ✓ 100% Digital Technology
- ✓ Digitally Programmable
- ✓ 8 independent WDRC Channels
- ✓ 23 Bands Equalizer
- ✓ Maximum Output Control (MPO)
- ✓ Directional: Fixed and Adaptative
- ✓ Automatic Environment Detection (iSD)
- ✓ Automatic Noise Reduction (128 Bands)
- ✓ Automatic Feedback Canceller (OPTIMIZER)
- ✓ Noise Generator for Tinnitus Treatment (TRT)
- ✓ Digital Volume Control
- ✓ 4 Memories
- ✓ Telecoil
- ✓ Datalogging
- ✓ Configurable Power on Delay
- ✓ Memory Change and Low Battery Indicator
- ✓ Switch OFF through Battery Door
- ✓ Nanoproof Coating⁽²⁾
- ✓ Degree of Protection IP57 (IEC 60529)
- ✓ Suitable for Mobile Phones⁽³⁾
- ✓ Battery 13 Type PR48 (IEC 60086)
- ✓ Low Battery current drain

Requirements

- 89600, Fitting Software Microson CODA e-STUDIO 6 (6.7.0 or higher)
- 53781, CS63 Hi-Pro Cable Right
- 53832, CS63 Hi-Pro Cable Left
- 73194, HI-PRO^A USB Programmer (Firmware 3.00 or higher)
- 88616, HI-PRO^A 2 Programmer (Firmware 4.00 or higher)
- 66183, NOAHLINK^B Programmer (Kernel v. 1.55.03)

⁽¹⁾ Fitting Range



Product Data

⁽²⁾ Nanometric Coating protection against intrusion of particles

⁽³⁾ In compliance with IEC 60118-13:2011

^(A) HI-PRO is a registered trademark of GN Otometrics A/S in Denmark.

^(B) NOAH & NOAHLINK are licensed products and registered trademarks of HIMSA A/S in Denmark.

DS-0016-035-EN
Rev.B 2018-07-25

Amplex 800 Pro BTE HP
1 of 5

	Acoustic Data	IEC 60118-7:2005 IEC 60118-0:2015	IEC 60118-0:1983/ A1:1994
OUTPUT	OSPL ¹ 90 Peak (dB _{SPL})	138	142
	OSPL90 Peak Frequency (Hz)	1000	2300
	HFA ² -OSPL90 / RTF ³ -OSPL90 (dB _{SPL})	131	135
GAIN	HFA-FOG ⁴ (dB)	61	69
	RTF-FOG (dB)	56	66
	FOG (dB)	70	74
	FOG Frequency (Hz)	1100	1100
	RTG ⁵ (dB)	54	59
NOISE	Equivalent Input Noise (dB _{SPL})	17	18
AGC ⁶	Attack Time (ms)	1	2
	Release Time (ms)	493	64
TELECOIL	HFA-SPLI ⁷ / RTF-SPLI (dB _{SPL})	113	118
	HFA-FOG-MASL ⁸ / RTF-FOG-MASL @ 1 mA/m (dB _{SPL})	88	95
	500 Hz @ 100 mA / m (% THD)	N/A	N/A
	800 Hz @ 100 mA / m (% THD)	1,4	3,1
	1600 Hz @ 100 mA / m (% THD)	3,7	4
DISTORTION	500 Hz @ 70 dB _{SPL} (% THD)	2,5	3,8
	800 Hz @ 70 dB _{SPL} (% THD)	0,4	1,2
	1600 Hz @ 65 / 70 dB _{SPL} (% THD)	0,3	0,7
CONSUMPTION	Current Drain (mA)	1,24	0,76
FREQUENCY LIMITS	f ₁ (Hz)	<100	100*
	f ₂ (Hz)	5600	7000*
Power Source: 1.3 V Battery Simulator		IEC 60318-5:2006	IEC 60318-4:2010

¹OSPL= Output Sound Pressure Level

²HFA= High Frequency Average

³RTF= Reference Test Frequency (1600 Hz)

⁴FOG= Full On Gain

⁵RTG= Reference Test Gain

⁶AGC= Automatic Gain Control

⁷SPLI= Sound Pressure Level Inductive

⁸MASL= Magneto Acoustical Sensitivity Level

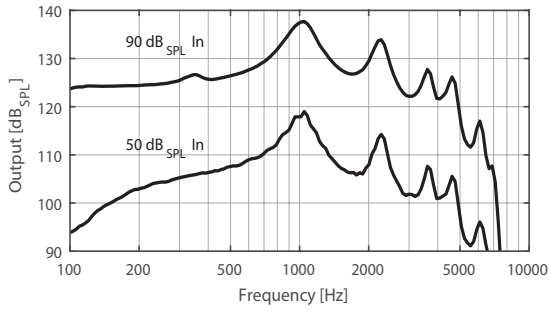
*According to DIN 45605 standard

⚠ WARNING!

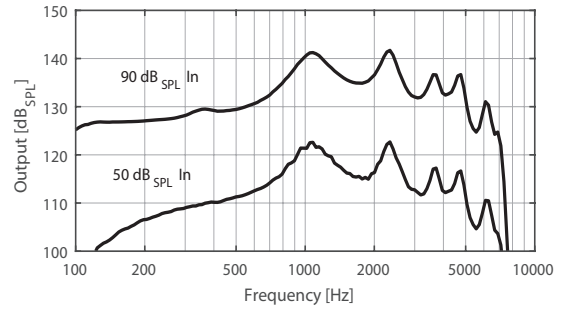
This hearing aid can generate sound output levels in excess of 132 dB_{SPL} (IEC 60318-4 Coupler).

The hearing care specialist should be specially careful fitting the instrument as there may be risk of impairing the remaining hearing of the hearing instrument user.

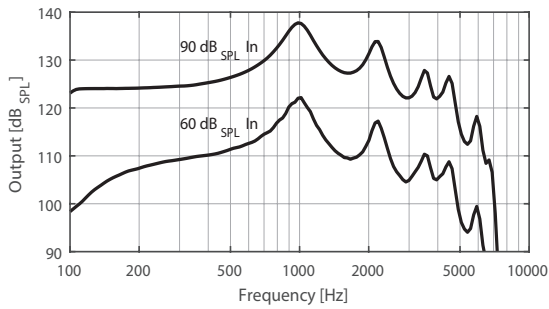
OSPL90 / OSPL50 @ FOG @ IEC 60118-7:2005 / IEC 60118-0:2015



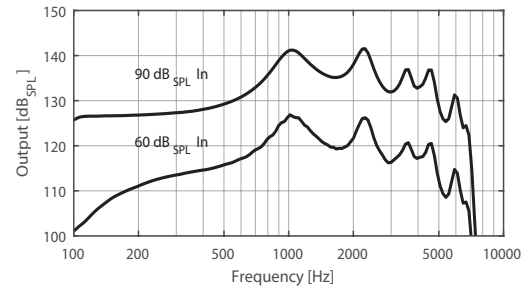
OSPL90 / OSPL50 @ FOG @ IEC 60118-0:1983/A1:1994



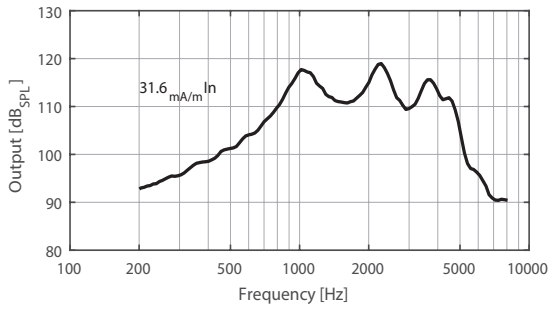
FREQUENCY RESPONSE @ RTS @ IEC 60118-7:2005 / IEC 60118-0:2015



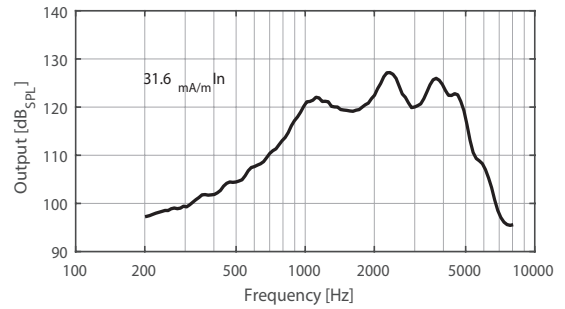
FREQUENCY RESPONSE @ RTS @ IEC 60118-0:1983/A1:1994



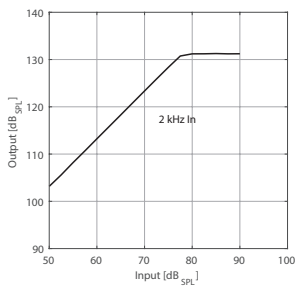
INDUCTION COIL SENSITIVITY @ RTS @ IEC 60118-7:2005 / IEC 60118-0:2015



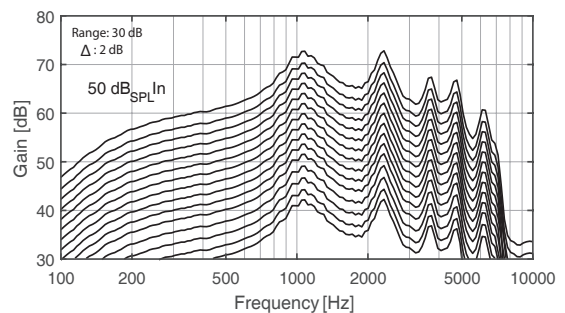
INDUCTION COIL SENSITIVITY @ RTS @ IEC 60118-0:1983/A1:1994



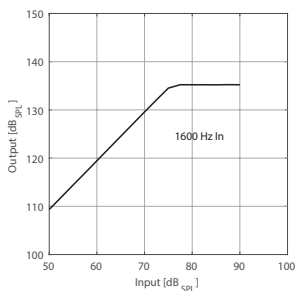
INPUT-OUTPUT @ RTS @ IEC 60118-7:2005 / IEC 60118-0:2015



FREQUENCY RESP. @ VOL. CTRL. @ IEC 60118-0: 1983/A1:1994




INPUT-OUTPUT @ RTS @ IEC 60118-0:1983/A1:1994



Measurements performed using a UPL 66 (Rohde & Schwarz) Id 23564 test unit on April 2018 and are subject to changes without prior notice.

HEARING INSTRUMENT CLASSIFICATION IN COMPLIANCE WITH EN 60601-1 STANDARD




Medical Device Classification

Protection against electric shock	MEDICAL DEVICE WITH INTERNAL ELECTRICAL POWER SOURCE
	B Type Applied Part
	 This symbol indicates that the products described in these user instructions adhere to the requirements for an application part of Type B of IEC 60601-2-66. The surface of the hearing aid is specified as an applied part of Type B.
Working Method	CONTINUED WORKING

Power Supply Electrical Features

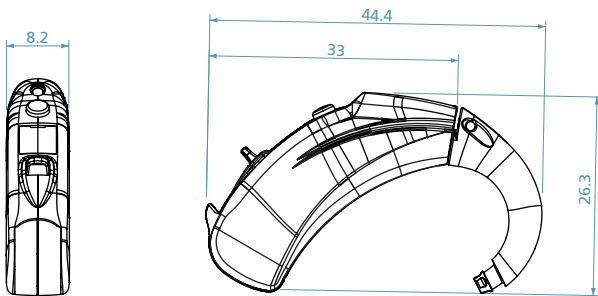
Nominal Operating Voltage	1.4 V
Current Type	Direct current DC
Nominal Current Leakage	0.76 mA
Battery Nomenclature (EN 60086)	PR48

Environmental conditions

		Operation		Storage / Transport	
		Min.	Max.	Min.	Max.
	Temperature [T (°C)]	0	40	-20	60
	Relative humidity [RH (%)]	10	95	10	95
	Atmospheric pressure [P (hPA)]	500*	1100*	500*	1100*

*Avoid rapid pressure changes

Weight & Dimensions



Weight excluding battery: 3.4 gr
 Weight including battery: 4.2 gr
 Dimensions in millimetres (mm)

Accessories & Spare Parts for Professionals

- 94349, Microson Earhook P13 M3 (5 pcs)
- 94583, Microson 13 hearing aid batteries M/Free
- 88852, Windscreen BTE Beige (10 pcs)
- 101675, Microson Label Lid set BTE (red+blue)
- 102534, Side Identifier Label (L/R) (5 pcs)

Accessories & Spare Parts for end user

- 99535, Microson Microbox ONE case
- 91118, Brush Cleaner
- 99467, Microson Wipe
- 94583, Microson 13 hearing aid batteries M/Free

Accompanying Documentation

- 102735, Manual de Usuario Microson Amplex, Amplex 80, Amplex 800, Amplex 1600

PRODUCT	REFERENCE	MODEL	GTIN-13
AMPLEX BTE	99790	MICROSON AMPLEX 800 PRO BTE HP BEIGE	8435281312955

GMDN Code: 34671

Product Data

DS-0016-035-EN
Rev.B 2018-07-25

Amplex 800 Pro BTE HP

5 of 5

Measurements performed using a UPL 66 (Rohde & Schwarz) Id 23564 test unit on April 2018 and are subject to changes without prior notice.